



Math Activities

K




Name: _____

100 Chart



1	2	3	4	5	6	7	8	9	10
11	12	13	14	15	16	17	18	19	20
21	22	23	24	25	26	27	28	29	30
31	32	33	34	35	36	37	38	39	40
41	42	43	44	45	46	47	48	49	50
51	52	53	54	55	56	57	58	59	60
61	62	63	64	65	66	67	68	69	70
71	72	73	74	75	76	77	78	79	80
81	82	83	84	85	86	87	88	89	90
91	92	93	94	95	96	97	98	99	100

CROSS-NUMBER PUZZLE 1



Cross-Number Discovery Puzzles 1 - © Cella Baron 2013


ACROSS:

A. The number after 6

B. The number of beads



C. The number of dots on the domino



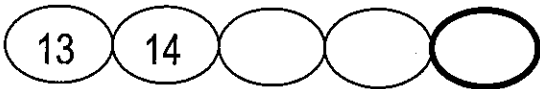
E. Choose the greatest number:

7, 6, 8, 5

F. The last number in the chain



G. The last number in the chain

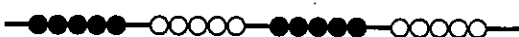


H. The number of fingers

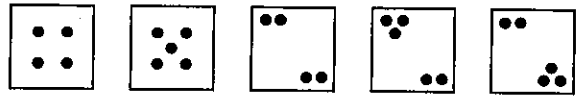


J. The number that is 1 more than 5

K. The number of beads



M. How many cards have 5 dots?



P. The first number in the chain



Q. The number of fingers



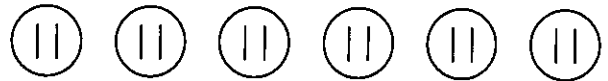
R. $5 + 5 = \square$

S. There are 3 dots hidden. How many are there in all?

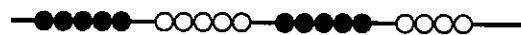


DOWN:

B. The number of sticks



D. The number of beads




L. Choose the greatest number:

9, 11, 10, 8

N. The number after 9

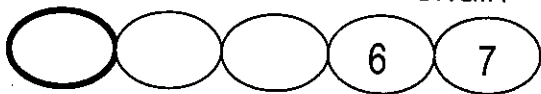
CROSS-NUMBER PUZZLE 2



Cross-Number Discovery Puzzles 1 - © Cella Baron 2013

ACROSS:

A. The first number in the chain



B. Choose the greatest number:
11, 13, 12, 14

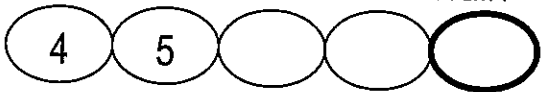
C. The number of beads



E. There are 4 dots hidden. How many are there in all?



F. The last number in the chain



G. The last number in the chain



H. The number of fingers



J. The number that is 2 more than 5

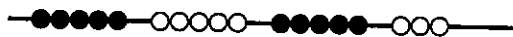
K. The number after 11

M. The number of fingers



P. $3 + 3 = \square$

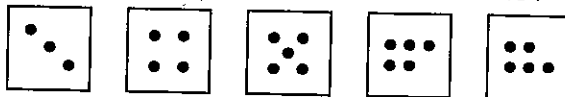
Q. The number of beads



R. The number of sticks



S. How many cards have 5 dots?




DOWN:

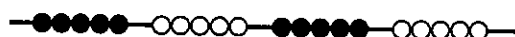
B. The number after 9

D. Choose the greatest number:
12, 11, 13, 10


L. The number of dots on the domino



N. The number of beads



CROSS-NUMBER PUZZLE 3




Cross-Number Discovery Puzzles 1 - © Cella Baron 2013

ACROSS:

A. There are 6 dots hidden. How many are there in all?




B. The number of beads

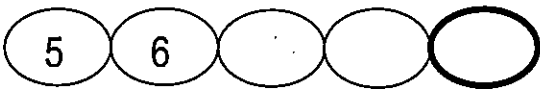


C. Choose the greatest number:
10, 9, 8, 11

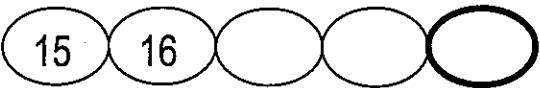
E. How many cards have 5 dots?




F. The last number in the chain



G. The last number in the chain



H. The number of fingers



J. $2 + 2 = \square$

K. Choose the greatest number:
12, 14, 15, 13

M. The number of fingers



P. The number that is 3 more than 5

Q. The number of beads



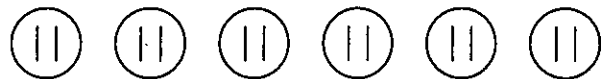
R. The number after 9

S. The first number in the chain

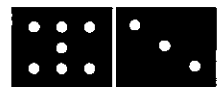


DOWN:

B. The number of sticks



D. The number of dots on the domino




L. The number after 10

N. The number of beads



CROSS-NUMBER PUZZLE 4



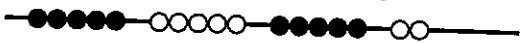
Cross-Number Discovery Puzzles 1 - © Cella Baron 2013

ACROSS:

A. There are 7 dots hidden. How many are there in all?

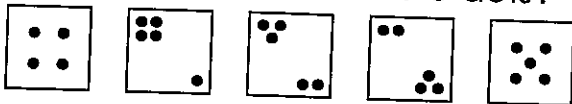


B. The number of beads




C. The number after 10

E. How many cards have 5 dots?



F. The first number in the chain



G. The number of beads

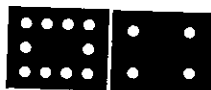


H. The number of fingers



J. $5 + 0 = \square$

K. The number of dots on the domino



M. The number of fingers

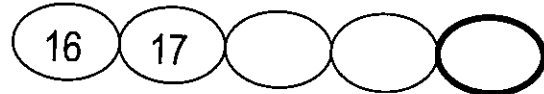


P. $4 + 4 = \square$

Q. The last number in the chain



R. The last number in the chain



S. Choose the greatest number:

9, 7, 8, 6

DOWN:

B. The number of sticks



D. Choose the greatest number:


15, 16, 13, 14

L. The number of beads



N. The number after 9

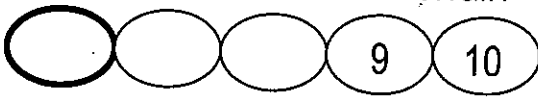
CROSS-NUMBER PUZZLE 5



Cross-Number Discovery Puzzles 1 - © Celia Baron 2013

ACROSS:

A. The first number in the chain




B. There are 8 dots hidden. How many are there in all?



C. The number after 10

E. The number of fingers

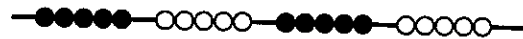


M. The number of fingers



P. $5 + 4 = \square$


Q. The number of beads



R. The number of sticks



S. How many cards have 5 dots?



G. The number of beads



H. Choose the greatest number:
7, 6, 5, 8

DOWN:

B. Choose the greatest number:
13, 12, 14, 11

D. The number after 9

L. The number of dots on the domino



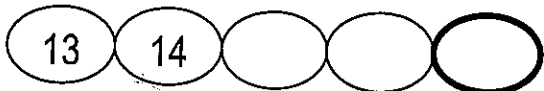
N. The number of beads




J. The last number in the chain



K. The last number in the chain



CROSS-NUMBER PUZZLE 6



Cross-Number Discovery Puzzles 1 - © Celia Baron 2013

ACROSS:

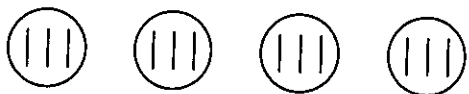
A. The first number in the chain



B. There are 8 dots hidden. How many are there in all?



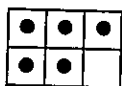
C. The number of sticks



E. The number of squares on the frame



F. The number of dots on the frame



G. The number of beads



H. The number of fingers



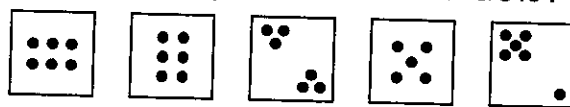
J. The number of fingers



K. Choose the least number:

10, 11, 12, 13

M. How many cards have 6 dots?

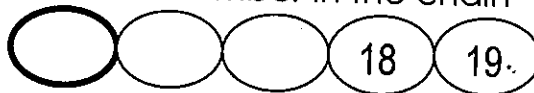


P. $5 + 3 = \square$

Q. The last number in the chain



R. The first number in the chain

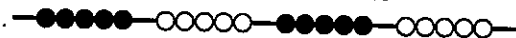


S. The number before 8

DOWN:

B. The number that is 2 more than 12

D. The number of beads




L. There are 2 dots hidden. How many are there in all?



N. The number after 14

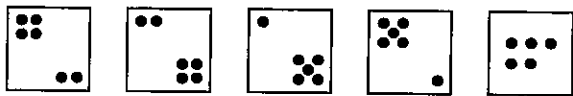
CROSS-NUMBER PUZZLE 7



Cross-Number Discovery Puzzles 1 - © Celia Baron 2013

ACROSS:

A. How many cards have 6 dots?



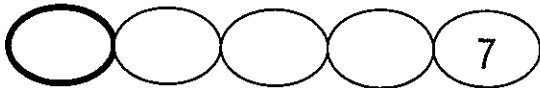
B. Choose the greatest number:
15, 17, 14, 16

C. The number of beads



E. The number before 9

F. The first number in the chain



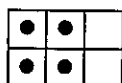
G. The first number in the chain



H. The number of squares on the frame



J. The number of dots on the frame



K. The number after 19

M. The number of fingers



P. The number of fingers



Q. There are 8 dots hidden. How many are there in all?



R. The number of sticks

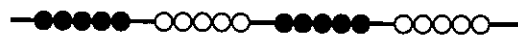


S. $5 + 4 = \square$

DOWN:

B. The number that is 2 more than 11

D. The number of beads




L. There are 2 dots hidden. How many are there in all?



N. Choose the least number:
14, 13, 15, 12

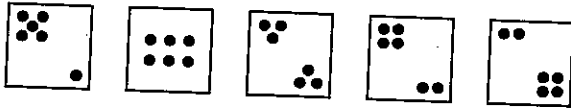
CROSS-NUMBER PUZZLE 8



Cross-Number Discovery Puzzles 1 - © Cella Baron 2013

ACROSS:

A. How many cards have 6 dots?



B. Choose the least number:
17, 16, 14, 15

C. There are 9 dots hidden. How many are there in all?



E. The number of fingers



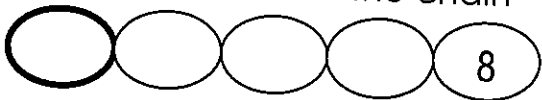
F. The number of fingers



G. The number after 16

H. The number before 10

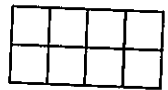
J. The first number in the chain



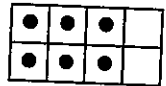
K. The first number in the chain



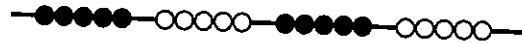
M. The number of squares on the frame



P. The number of dots on the frame



Q. The number of beads



R. Choose the greatest number:
17, 18, 15, 16

S. $5 + 0 = \square$

DOWN:

B. The number that is 2 more than 14

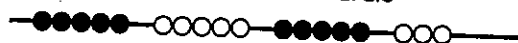
D. The number of sticks




L. There are 2 dots hidden. How many are there in all?



N. The number of beads



CROSS-NUMBER PUZZLE 9



Cross-Number Discovery Puzzles 1 - © Celia Baron 2013

ACROSS:

A. The number before 9


B. The number of sticks



C. There are 10 dots hidden. How many are there in all?



E. How many cards have 6 dots?



F. The first number in the chain



G. The number that is 2 more than 13

H. The number of fingers



J. The number of fingers

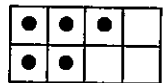


K. Choose the greatest number:
18, 17, 20, 19

M. The number of squares on the frame

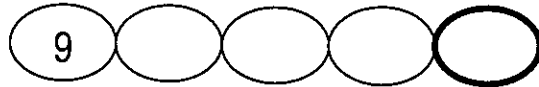


P. The number of dots on the frame



Q. $5 + 5 = \square$

R. The last number in the chain



S. The first number in the chain

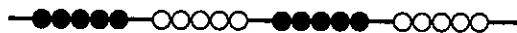


DOWN:

B. There are 2 dots hidden. How many are there in all?



D. The number of beads




L. Choose the least number:
14, 13, 12, 11

N. The number of beads



CROSS-NUMBER PUZZLE 10



Cross-Number Discovery Puzzles 1 - © Celia Baron 2013

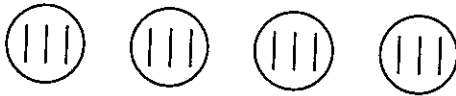
ACROSS:

A. $5 + 4 = \square$

B. There are 9 dots hidden. How many are there in all?



C. The number of sticks



E. The number of fingers



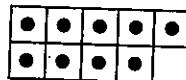
F. The number of fingers



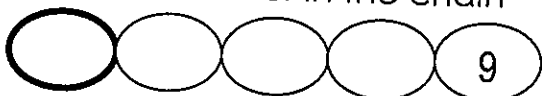
G. The number of squares on the frame



H. The number of dots on the frame



J. The first number in the chain

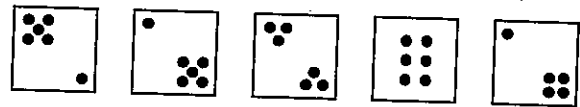


K. The number of beads

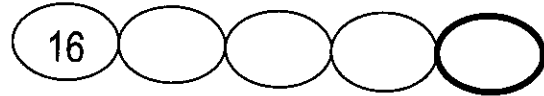


M. The number before 8

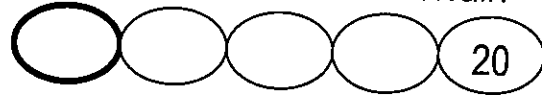
P. How many cards have 6 dots?



Q. The last number in the chain



R. The first number in the chain

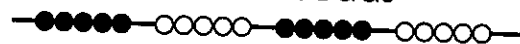


S. Choose the least number:
9, 12, 10, 11

DOWN:

B. The number that is 2 more than 17

D. The number of beads




L. There are 2 dots hidden. How many are there in all?



N. The number after 15

CROSS-NUMBER PUZZLE 1




Cross-Number Discovery Puzzles 1 - © Celia Baron 2013


ACROSS:

A. The number after 6

B. The number of beads

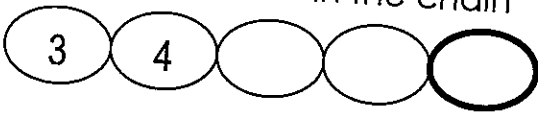


C. The number of dots on the domino

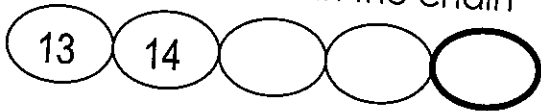


E. Choose the greatest number:
7, 6, 8, 5

F. The last number in the chain



G. The last number in the chain

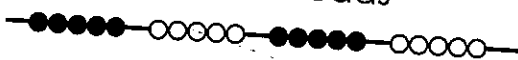


H. The number of fingers

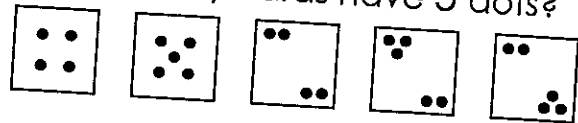


J. The number that is 1 more than 5

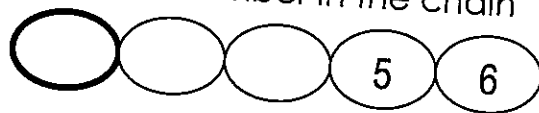
K. The number of beads




M. How many cards have 5 dots?



P. The first number in the chain



Q. The number of fingers



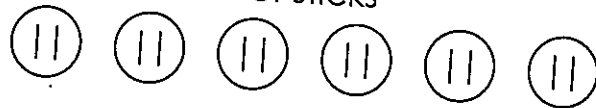
R. $5 + 5 = \square$

S. There are 3 dots hidden. How many are there in all?

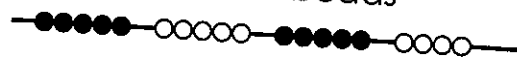


DOWN:

B. The number of sticks



D. The number of beads



L. Choose the greatest number:
9, 11, 10, 8

N. The number after 9

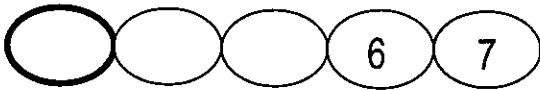
CROSS-NUMBER PUZZLE 2

A 3		B 1	4		C 1	D 1		E 6
		0		F 8		3		
G 1	8		H 7		J 7		K 1	2
		L 1		M 6		N 2		
P 6		Q 1	8		R 1	0		S 3

Cross-Number Discovery Puzzles 1 - © Celia Baron 2013

ACROSS:

A. The first number in the chain



B. Choose the greatest number:
11, 13, 12, 14

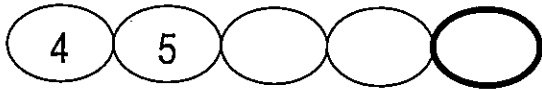
C. The number of beads



E. There are 4 dots hidden. How many are there in all?



F. The last number in the chain



G. The last number in the chain




H. The number of fingers



J. The number that is 2 more than 5

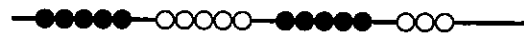
K. The number after 11

M. The number of fingers



P. $3 + 3 = \square$


Q. The number of beads



R. The number of sticks



S. How many cards have 5 dots?



DOWN:

B. The number after 9

D. Choose the greatest number:
12, 11, 13, 10

L. The number of dots on the domino



N. The number of beads





CROSS-NUMBER PUZZLE 3

A 8		B 1	6		C 1	D 1		E 4
		2		F 9		0		
G 1	9		H 4		J 4		K 1	5
		L 1		M 8		N 2		
P 8		Q 1	7		R 1	0		S 4


Cross-Number Discovery Puzzles 1 • © Celia Baron 2013


ACROSS:


A. There are 6 dots hidden. How many are there in all? 


B. The number of beads 

C. Choose the greatest number:
10, 9, 8, 11

E. How many cards have 5 dots?


F. The last number in the chain


G. The last number in the chain


H. The number of fingers


J. $2 + 2 = \square$

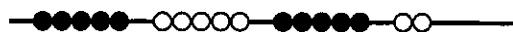
K. Choose the greatest number:
12, 14, 15, 13

M. The number of fingers



P. The number that is 3 more than 5

Q. The number of beads



R. The number after 9


S. The first number in the chain



DOWN:

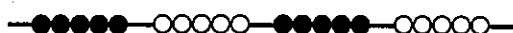
B. The number of sticks




D. The number of dots on the domino 

L. The number after 10

N. The number of beads



CROSS-NUMBER PUZZLE 4



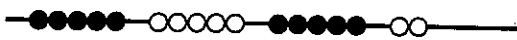
Cross-Number Discovery Puzzles 1 - © Celia Baron 2013

ACROSS:

A. There are 7 dots hidden. How many are there in all?

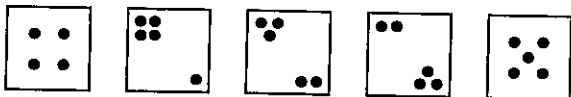


B. The number of beads



C. The number after 10

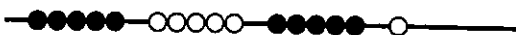
E. How many cards have 5 dots?



F. The first number in the chain



G. The number of beads




H. The number of fingers



J. $5 + 0 = \square$

K. The number of dots on the domino



M. The number of fingers

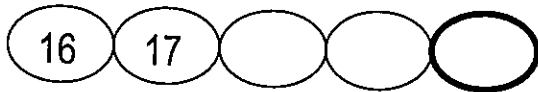


P. $4 + 4 = \square$

Q. The last number in the chain



R. The last number in the chain



S. Choose the greatest number:

9, 7, 8, 6

DOWN:

B. The number of sticks



D. Choose the greatest number:

15, 16, 13, 14

L. The number of beads



N. The number after 9

CROSS-NUMBER PUZZLE 5

A 6		B 1	0		C 1	D 1		E 6
		4		F 6		0		
G 1	3		H 8		J 7		K 1	7
		L 1		M 9		N 1		
P 9		Q 2	0		R 1	6		S 3

Cross-Number Discovery Puzzles 1 - © Celia Baron 2013

ACROSS:

A. The first number in the chain




B. There are 8 dots hidden. How many are there in all?



C. The number after 10

E. The number of fingers



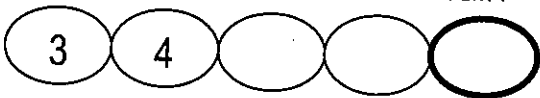
F. $3 + 3 = \square$

G. The number of beads

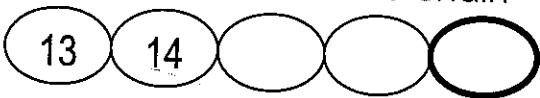


H. Choose the greatest number:
7, 6, 5, 8

J. The last number in the chain



K. The last number in the chain

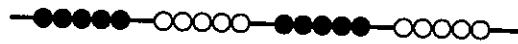


M. The number of fingers



P. $5 + 4 = \square$

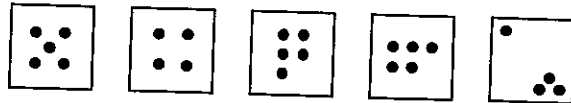
Q. The number of beads



R. The number of sticks



S. How many cards have 5 dots?



DOWN:

B. Choose the greatest number:
13, 12, 14, 11

D. The number after 9

L. The number of dots on the domino



N. The number of beads



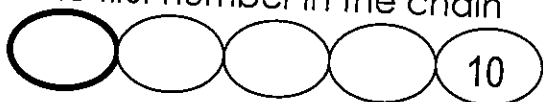
CROSS-NUMBER PUZZLE 6



Cross-Number Discovery Puzzles 1 - © Celia Baron 2013

ACROSS:

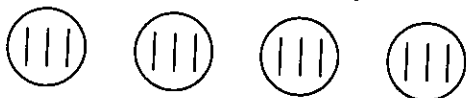
A. The first number in the chain



B. There are 8 dots hidden. How many are there in all?



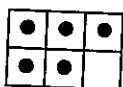
C. The number of sticks



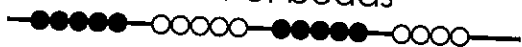
E. The number of squares on the frame



F. The number of dots on the frame



G. The number of beads



H. The number of fingers

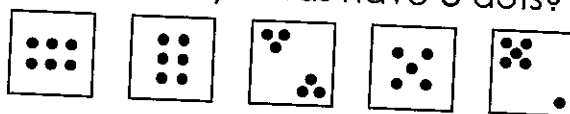


J. The number of fingers



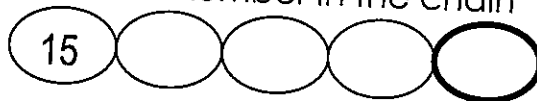
K. Choose the least number:
10, 11, 12, 13

M. How many cards have 6 dots?

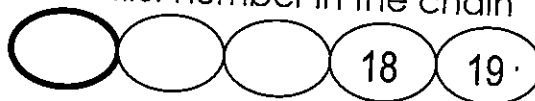


P. $5 + 3 = \square$

Q. The last number in the chain



R. The first number in the chain

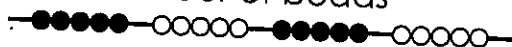


S. The number before 8

DOWN:

B. The number that is 2 more than 12

D. The number of beads



L. There are 2 dots hidden. How many are there in all?



N. The number after 14

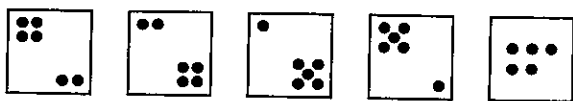
CROSS-NUMBER PUZZLE 7

A 4		B 1	7		C 1	D 2		E 8
		3		F 3		0		
G 1	3		H 6		J 4		K 2	0
		L 1		M 7		N 1		
P 7		Q 1	0		R 1	2		S 9

Cross-Number Discovery Puzzles 1 - © Celia Baron 2013

ACROSS:

A. How many cards have 6 dots?



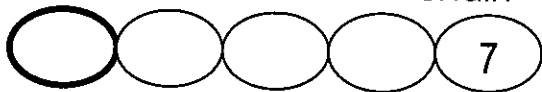
B. Choose the greatest number:
15, 17, 14, 16

C. The number of beads



E. The number before 9

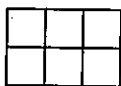
F. The first number in the chain



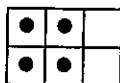
G. The first number in the chain



H. The number of squares on the frame



J. The number of dots on the frame



K. The number after 19

M. The number of fingers



P. The number of fingers



Q. There are 8 dots hidden. How many are there in all?



R. The number of sticks

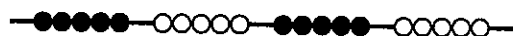


S. $5 + 4 = \square$

DOWN:

B. The number that is 2 more than 11

D. The number of beads




L. There are 2 dots hidden. How many are there in all?



N. Choose the least number:

14, 13, 15, 12

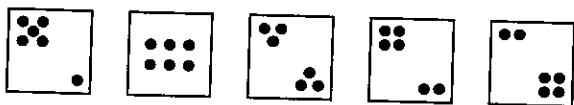
CROSS-NUMBER PUZZLE 8



Cross-Number Discovery Puzzles 1 • © Celia Baron 2013

ACROSS:

A. How many cards have 6 dots?



B. Choose the least number:
17, 16, 14, 15

C. There are 9 dots hidden. How many are there in all?



E. The number of fingers



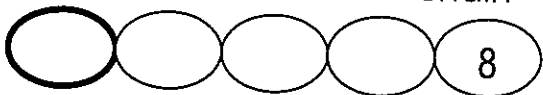
F. The number of fingers



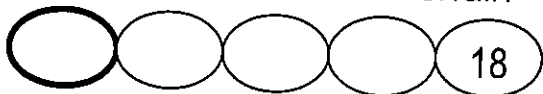
G. The number after 16

H. The number before 10

J. The first number in the chain



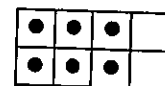
K. The first number in the chain



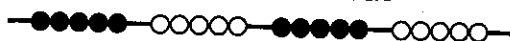
M. The number of squares on the frame



P. The number of dots on the frame



Q. The number of beads



R. Choose the greatest number:
17, 18, 15, 17

S. $5 + 0 = \square$

DOWN:

B. The number that is 2 more than 14

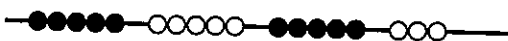
D. The number of sticks




L. There are 2 dots hidden. How many are there in all?



N. The number of beads



CROSS-NUMBER PUZZLE 9

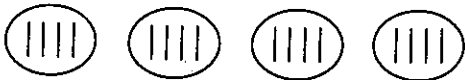


Cross-Number Discovery Puzzles 1 - © Celia Baron 2013

ACROSS:

A. The number before 9


B. The number of sticks



C. There are 10 dots hidden. How many are there in all?



E. How many cards have 6 dots?




F. The first number in the chain



G. The number that is 2 more than 13

H. The number of fingers



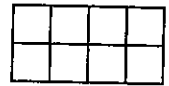
J. The number of fingers



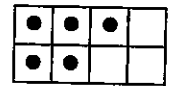
K. Choose the greatest number:

18, 17, 20, 19

M. The number of squares on the frame



P. The number of dots on the frame



Q. $5 + 5 = \square$

R. The last number in the chain



S. The first number in the chain



DOWN:

B. There are 2 dots hidden. How many are there in all?



D. The number of beads




L. Choose the least number:

14, 13, 12, 11

N. The number of beads



CROSS-NUMBER PUZZLE 10



Cross-Number Discovery Puzzles 1 - © Celia Baron 2013

ACROSS:

A. $5 + 4 = \square$

B. There are 9 dots hidden. How many are there in all?

C. The number of sticks

E. The number of fingers

F. The number of fingers

G. The number of squares on the frame

H. The number of dots on the frame

J. The first number in the chain

K. The number of beads

M. The number before 8

P. How many cards have 6 dots?

Q. The last number in the chain

R. The first number in the chain

S. Choose the least number:
9, 12, 10, 11

DOWN:

B. The number that is 2 more than 17

D. The number of beads

L. There are 2 dots hidden. How many are there in all?

N. The number after 15

K.CC Assessing Counting Sequences Part I

Task

This activity is designed to determine the appropriate instructional level for a student in a one-on-one interaction with the teacher.

The teacher needs paper and pencil to record the student's reactions. It is important to find a time and place where the student is comfortable and not distracted. Record the exact language of the student's counting, including hesitations, substitutions, and errors, to help identify specific objectives for future lessons. If a student makes an error on a counting sequence, it is not necessary to continue; this is the place where the student needs instruction.

Say,

- "Start counting at 1 and I will tell you when to stop" (stop the student at 22)
- "Start counting at 10 and I will tell you when to stop" (stop the student at 35)
- "Start counting at 54 and I will tell you when to stop" (stop the student at 68)
- "Start counting at 86 and I will tell you when to stop" (stop the student at 102)



K.CC Assessing Counting Sequences Part I
Typeset May 4, 2016 at 22:12:02. Licensed by Illustrative Mathematics under a
Creative Commons Attribution-NonCommercial-ShareAlike 4.0 International License .

K.CC Assessing Counting Sequences Part II

Task

This activity is designed to determine the appropriate instructional level for a student in a one-on-one interaction with the teacher.

The teacher will need paper and pencil to record the student's reactions. It is best to find a time and place where the student is comfortable and not distracted. Record the exact language of the student's counting, including hesitations, substitutions, and errors, to help identify specific objectives for future lessons. If a student makes an error on a counting sequence, it is not necessary to continue; this is the place where the student needs instruction.

Say,

- "Tell me the number after 2, after 5, after 8"
- "Tell me the number after 10, after 13, after 16"
- "Tell me the number after 20, after 24, after 29"
- "Tell me the number after 55, after 79, after 87"

Note: The teacher may have to prompt a student if he or she gives the number before the target rather than the number after the target number with language like, "That is the number before. What number comes after?"




K.CC Assessing Counting Sequences Part II
Typeset May 4, 2016 at 22:12:08. Licensed by Illustrative Mathematics under a
Creative Commons Attribution-NonCommercial-ShareAlike 4.0 International License .

K.CC Biggest Number Wins

Task

Materials

Students play in pairs. Each student has a deck of 44 cards, 4 identical cards for each of the numerals 0–10. Each card shows the numeral and a picture representing the corresponding quantity. The decks should be of different colors so they can be easily separated at the end.



Actions

- The students sit side-by-side. The cards are shuffled and the students place their deck face down in front of them. Each student flips over one card.
- Together, the students decide which of the two numbers shown has the greater value. The student with the card with the greatest number keeps both cards.
- In the event that both cards show the same number, each student places another card directly on top of the first card and the new cards are compared. This continues until one of the students has placed a card with a greater value; that student takes all the cards.

The game continues in the same way until all cards are used. The student with the most cards wins.

K.CC Goody Bags

Task

Materials

- Many small ziplock bags of counting objects (the “goodies”). Each bag should contain a number of objects in the counting sequence students are working on, between 1 and 20.
- Post-it notes and pencils.

Actions

Students count the objects, record the number on the post-it note and stick the post-it note onto the outside of the bag.

Students can work in pairs to scaffold their counting, and teachers should take care that at least one student in each pair is a confident counter and at least one student is a confident writer. Students can be provided with a number line to aid in writing the numbers. If the teacher is concerned that students cannot write the numbers independently s/he can write the quantities on post-it notes ahead of time and let the students choose the post it note that goes with each goody bag.



K.CC Goody Bags
Typeset May 4, 2016 at 22:50:51. Licensed by Illustrative Mathematics under a
Creative Commons Attribution-NonCommercial-ShareAlike 4.0 International License .